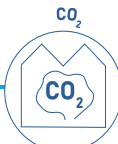




Magnetic Filter



Magnetic Filter General Description

In heating and cooling systems, the equipment in the installation is protected by first capturing and then cleaning unwanted particles (such as iron and dust) in the fluid through a magnetic system.

The pressure-resistant body has an inlet and outlet for the water. As the water passes from the inlet to the outlet, it comes into contact with the magnets attached to the top cover, and during this process, iron particles are removed from the water.

At regular intervals, the cover is removed and the iron particles in the magnetic field are cleaned. All parts, except for the special magnet, are made of stainless steel material.

It can be manufactured in the desired dimensions.

Components

-Magnet

General Information

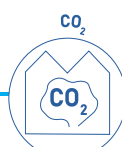
Magnet Shape: Cylindrical
Material: Neodymium (NdFeB)
Magnetization: N35SH
Magnetization Direction: Axially at 30 mm height
Coating: Nickel-Copper-Nickel (NiCuNi)

Mechanical Properties

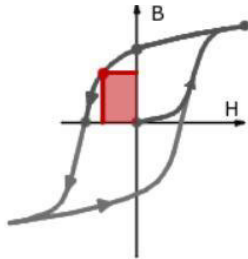
Diameter \varnothing 25 mm Height H 180 mm
Tolerance Height ± 3 mm, Diameter ± 0.1 mm Volume 87.889 m³

Magnetic Properties

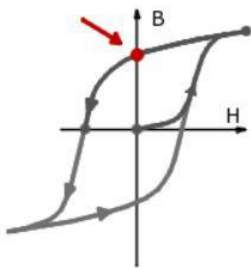
Energy Product (Bh max) 263 – 279 kJ/m³
Residual Flux Density (Br): 11.7–12.1 kg
Coercive Force (Hc) > 10.8 kOe
Intrinsic Coercive Force (Hci) > 20 kOe
Max. Operating Temperature 150 °C
Curie Temperature 340 °C



-Magnet



BH max (Maximum Energy Product) – expressed in MGOe (Mega Gauss Oersted), is the maximum energy product located at the point of the S/H curve with the highest strength. In the image on the right, it is the area inside the box under the curve.



Br max (Residual Induction) – also known as Residual Flux Density.

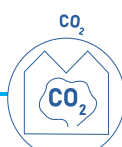
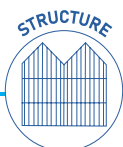
The magnetic induction remaining in a saturated magnetic material after the magnetizing field is removed. It is the point where the B-axis of the hysteresis loop crosses at zero magnetizing force and represents the maximum flux output for the given magnet material. By definition, this point occurs at zero air gap, and therefore cannot be observed in the practical use of magnet materials.



Curie Temperature (Tc) – The temperature at which a magnet loses all of its magnetic properties.


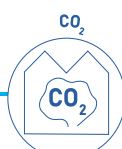
Coercive Force (Hc) – The magnetic demagnetizing force, measured in Oersted, required to reduce the observed induction (B) to zero after the magnet has been previously saturated.

Windows'u Etkinleş
Windows'u etkinleştirmek
güçlendirin.



Magnetic Filter

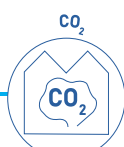
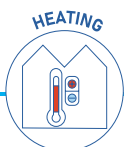
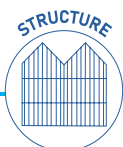

Magnetic Filter Components



The magnetic filter consists of a top section, body, and bottom section. Designs for the top section, body, and bottom section are made according to the desired dimensions. Accordingly, the number of magnets and the body volume may vary.

Parts Added to the Design:

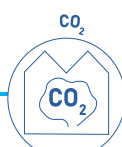


- Wire Mesh
- Debris Preventer
- Piping Line with DN 125 Cap



Components

Stainless Steel Wire Mesh


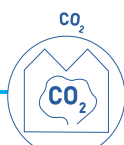

150 Mesh
 100 Micron
 Wire Thickness: 0.065 mm Aperture: 0.100 mm
 Width: 130 cm
 Material: AISI304 Chrome Nickel
 Number of Holes per cm²: 3600



Components

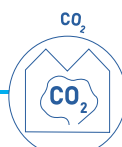

-Debris Preventer

Non-magnetic particles in the magnetic filter fall to the bottom. After a certain period, these particles accumulate and block the water flow above. With these debris preventers, these particles have difficulty rising and do not disrupt the water flow.

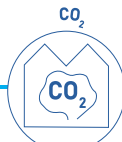
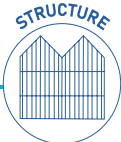
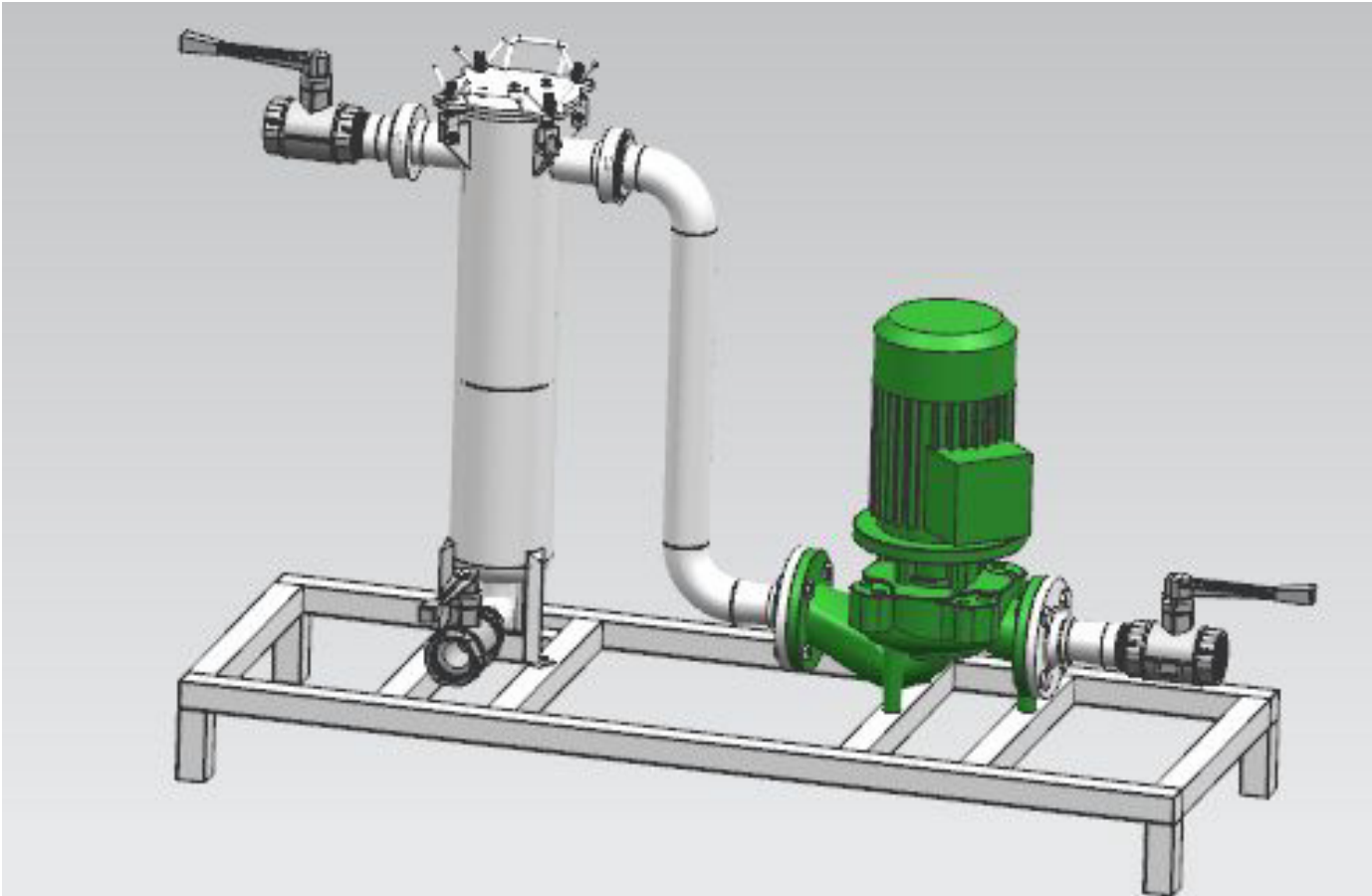


-Debris Preventer

- Piping Line with DN 125 Cap
- During maintenance, the DN40 ball valve is opened to drain the water inside, allowing maintenance to be performed. Small accumulated dust particles can also be cleaned from here.
- All products used are stainless steel.



Magnetic Filter Set



Magnetic Filter Set General Description

A magnetic filter can be used alone in a system or manufactured as part of a set. In this set, there is one magnetic filter, one dry-rotor circulation pump, and a specially designed chassis group. All materials in the magnetic filter set, except for the dry-rotor circulation pump, are stainless steel.

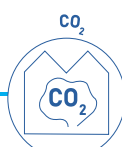
Components

Wilo Veroline IPL40 / 115-0.55/2
 Minimum Efficiency Index (MEI): 0.4
 Permitted Fluids: Water
 Max. Fluid Temperature: 120 °C
 Min. Fluid Temperature: -20 °C
 Max. Ambient Temperature: 40 °C

Motor Data:
 Motor Energy Efficiency Class: IE2
 Mechanical Nominal Motor Power:
 0.55 kW
 Nominal Current: 1.33 A

Installation Dimensions:
 Suction Side Pipe Connection: DN40
 Pressure Side Pipe Connection: DN40
 Construction Length: 250 mm

Maximum Operating Pressure: 10 bar
 Weight: 20 kg



**Çerkeşli Osb Mah. İmes 7.Cadde
No:3 Dilovası/Kocaeli**

+90 262 244 44 94